
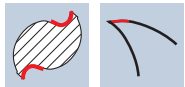
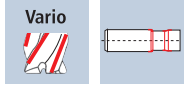


Corner radius end mills AX

Smooth-edged, version 5xd, neck



HM
MG10 λ 40°
 γ 20°



		Al Aluminium > 99%	Al Aluminium Alloy	Al Aluminium Cast		Cu Copper	Plastic Thermoplast	
--	--	--------------------------	--------------------------	-------------------------	--	--------------	------------------------	--

Example: Order-N°.											CELERO	
											15575	C15575
Ø Code	d ₁ e8	d ₂ h6	d ₃	l ₁	l ₂	l ₃	l ₄	r 0/+0.03	z			
302	6.00	6.00	5.50	66	7.00	28.15	30.00	1.000	2	●	●	-
391	8.00	8.00	7.40	76	9.00	37.63	40.00	1.000	2	●	●	-
450	10.00	10.00	9.20	91	11.00	46.99	50.00	1.000	2	●	●	●
501	12.00	12.00	11.00	106	13.00	56.29	60.00	1.000	2	●	●	●
608	16.00	16.00	15.00	129	18.00	75.73	80.00	1.000	2	●	●	●
680	20.00	20.00	19.00	151	22.00	95.23	100.00	1.000	2	●	●	●
770	25.00	25.00	24.00	182	27.00	119.68	125.00	1.000	2	●	●	●
307	6.00	6.00	5.50	66	7.00	28.15	30.00	2.500	2	●	●	●
397	8.00	8.00	7.40	76	9.00	37.63	40.00	2.500	2	●	●	●
457	10.00	10.00	9.20	91	11.00	46.99	50.00	2.500	2	●	●	●
506	12.00	12.00	11.00	106	13.00	56.29	60.00	2.500	2	●	●	●
612	16.00	16.00	15.00	129	18.00	75.73	80.00	2.500	2	●	●	●
684	20.00	20.00	19.00	151	22.00	95.23	100.00	2.500	2	●	●	●
774	25.00	25.00	24.00	182	27.00	119.68	125.00	2.500	2	●	●	●
459	10.00	10.00	9.20	91	11.00	46.99	50.00	4.000	2	●	●	●
508	12.00	12.00	11.00	106	13.00	56.29	60.00	4.000	2	●	●	●
614	16.00	16.00	15.00	129	18.00	75.73	80.00	4.000	2	●	●	●
686	20.00	20.00	19.00	151	22.00	95.23	100.00	4.000	2	●	●	●
776	25.00	25.00	24.00	182	27.00	119.68	125.00	4.000	2	●	●	●

Application	Material	d1 [mm]	z	f _z [mm]	a _p [mm]	a _e [mm]	n=10000 min ⁻¹ vf [mm/min]	n=15000 min ⁻¹ vf [mm/min]	n=20000 min ⁻¹ vf [mm/min]	n=30000 min ⁻¹ vf [mm/min]
<p>(1)</p>	Wrought aluminium Construction aluminium 	6.00	2	0.065	4.000	6.000	1300	1950	2600	3900
		8.00	2	0.085	4.500	8.000	1700	2550	3400	5100
		10.00	2	0.110	5.000	10.000	2200	3300	4400	6600
		12.00	2	0.120	5.000	12.000	2400	3600	4800	7200
		16.00	2	0.150	5.000	16.000	3000	4500	6000	9000
		20.00	2	0.180	5.000	20.000	3600	5400	7200	10800
		25.00	2	0.200	5.000	25.000	4000	6000	8000	12000
<p>(2)</p>	Wrought aluminium Construction aluminium 	6.00	2	0.065	4.000	3.600	1300	1950	2600	3900
		8.00	2	0.085	4.500	4.800	1700	2550	3400	5100
		10.00	2	0.110	5.000	6.000	2200	3300	4400	6600
		12.00	2	0.120	5.000	7.200	2400	3600	4800	7200
		16.00	2	0.150	5.000	9.600	3000	4500	6000	9000
		20.00	2	0.180	5.000	12.000	3600	5400	7200	10800
		25.00	2	0.200	5.000	15.000	4000	6000	8000	12000
	Wrought aluminium Construction aluminium 	6.00	2	0.065	6.000	3.600	1300	1950	2600	3900
		8.00	2	0.085	6.800	4.800	1700	2550	3400	5100
		10.00	2	0.110	7.500	6.000	2200	3300	4400	6600
		12.00	2	0.120	7.500	7.200	2400	3600	4800	7200
		16.00	2	0.150	7.500	9.600	3000	4500	6000	9000
		20.00	2	0.180	7.500	12.000	3600	5400	7200	10800
		25.00	2	0.200	7.500	15.000	4000	6000	8000	12000
<p>F</p>	Wrought aluminium Construction aluminium 	6.00	2	0.020	6.000	0.200	400	600	800	1200
		8.00	2	0.025	6.800	0.250	500	750	1000	1500
		10.00	2	0.035	7.500	0.300	700	1050	1400	2100
		12.00	2	0.035	7.500	0.350	700	1050	1400	2100
		16.00	2	0.045	7.500	0.500	900	1350	1800	2700
		20.00	2	0.055	7.500	0.600	1100	1650	2200	3300
		25.00	2	0.060	7.500	0.750	1200	1800	2400	3600
	Wrought aluminium Construction aluminium 	6.00	2	0.145	0.350	0.350	2900	4350	5800	8700
		8.00	2	0.185	0.400	0.400	3700	5550	7400	11100
		10.00	2	0.240	0.450	0.450	4800	7200	9600	14400
		12.00	2	0.265	0.500	0.500	5300	7950	10600	15900
		16.00	2	0.330	0.600	0.600	6600	9900	13200	19800
		20.00	2	0.395	0.750	0.750	7900	11850	15800	23700
		25.00	2	0.440	0.800	0.800	8800	13200	17600	26400